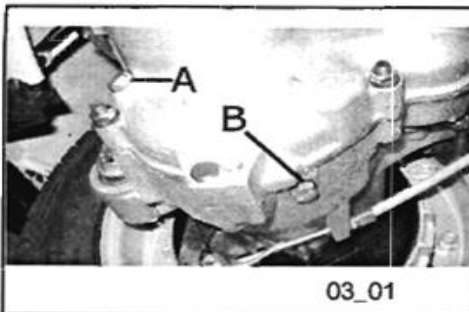


**ARE U VESPA PX OWNER?** *STILL USING ENGINE OIL FOR YOUR GEAR BOX? THEN U SHOULD BE HAVING A NOISY ENGINE. THIS MIGHT BE THE ISSUE. HERE IS AN ABSTRACT FROM PX150 USER MANUAL ABOUT GEAR BOX & HOW TO CHANGE GEAR OIL. READ CAREFULLY WHAT THEY HAVE ORIGINALLY RECOMMENDED FOR UR GEARBOX. (HOW TO CHANGE GEAR OIL PART OF THE ABSTRACT IS RELEVANT FOR ALL THE VESPA/BAJAJ/LML SCOOTERS OTHER THAN LAMBRETTA)*

### 3 MAINTENANCE


#### Gearbox oil level 3.1




#### **GEARBOX OIL LEVEL (03\_01)**

Ensure there is oil inside the gearbox; with the vehicle axis perpendicular to the ground, the oil level must reach the filler hole, «A». When replacing the oil, drain the gearbox from hole «B»; introduce a small amount of fresh oil and run the engine for a few seconds; hence drain the gearbox again and fill it back up, through hole «A», with 8,45 fl.oz. (250cc) of recommended oil (until it reaches the edge of the hole).

**Gearbox oil capacity**  
8,45 fl.oz. (250cc)

 **WARNING**  
**IF YOUR MOTOR SCOOTER IS RUN WITHOUT AN ADEQUATE AMOUNT OF OIL IN THE GEARBOX, THE MOTOR SCOOTER CAN SEIZE, CAUSING AN UPSET AND SUBSEQUENT SERIOUS INJURY OR EVEN DEATH. CHECK FREQUENTLY THE GEARBOX OIL LEVEL. NEVER RIDE YOUR MOTOR SCOOTER IF THE LEVEL IS LOW, OR THE GEARBOX IS LEAKING.**

 **CAUTION**  
**USING THE VEHICLE WITH INSUFFICIENT LUBRICATION OR WITH CONTAMINATED OR IMPROPER LUBRICANTS, ACCELERATES THE WEAR AND TEAR OF THE MOVING PARTS AND CAN CAUSE SERIOUS DAMAGE.**

**THE OIL USED CONTAINS ENVIRONMENTALLY HARMFUL SUBSTANCES. FOR THE REPLACEMENT OF THE HUB OIL WE RECOMMEND TURNING TO AN AUTHORIZED VESPA SERVICE CENTRE THAT IS EQUIPPED FOR THE DISPOSAL OF USED OIL IN RESPECT OF NATURE AND LEGAL REGULATIONS.**

#### Recommended products

**Gearbox oil**  
TUTELA MATRYX  
SAE 75W/85 oil that passes API GL4 specifications